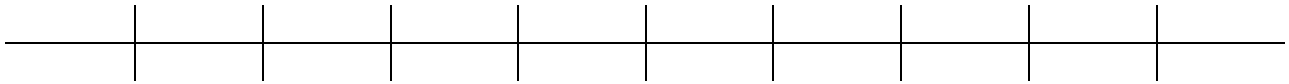


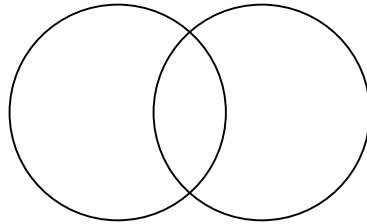
## Writing Strategies: Text Structure Patterns

One approach to understanding text is to understand the text structure. As an author and a reader you will be asked to identify the way text can be organized. Having a clear pattern will greatly affect the reader's comprehension. Most expository text (reports) can be broken down into the following structures:

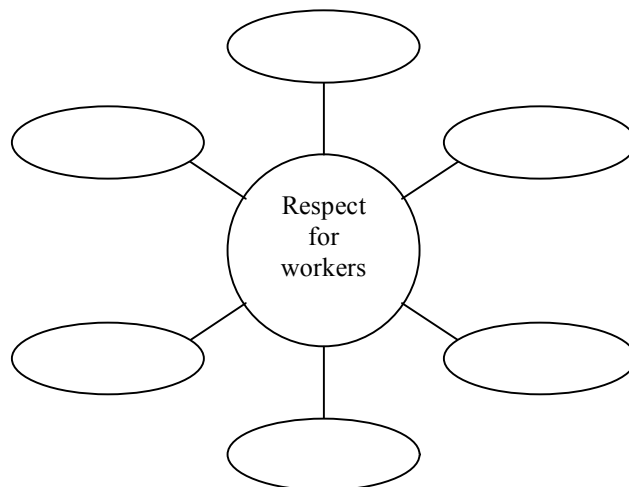
- **Chronological sequence.** In this pattern, events are ordered in a time sequence.
  - An example of a controlling idea using this pattern would be: *The technology of video games made significant changes in the last two decades of the 20<sup>th</sup> Century.*
  - A graphic organizer could be a timeline:



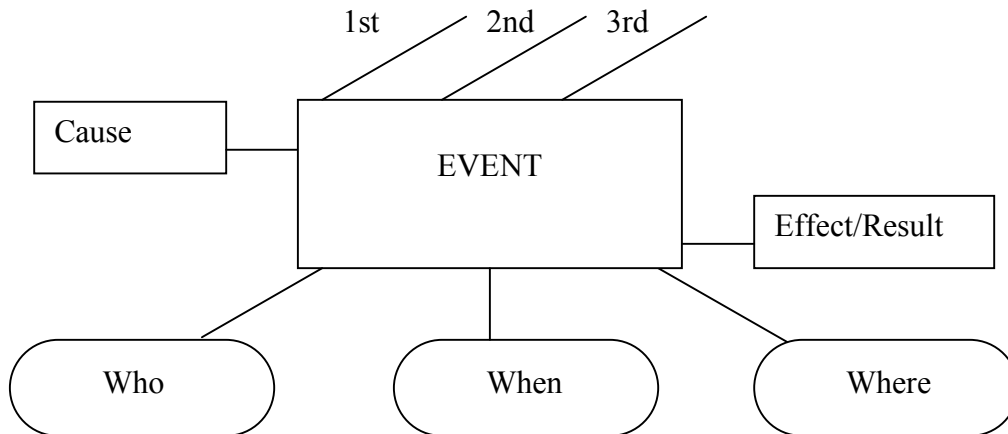
- **Compare and Contrast.** Here the information about two or more topics is organized according to their similarities and differences.
  - Controlling idea: *There are similarities and differences between the working conditions in Honduras and Cambodia.*
  - A graphic organizer could be a Venn diagram



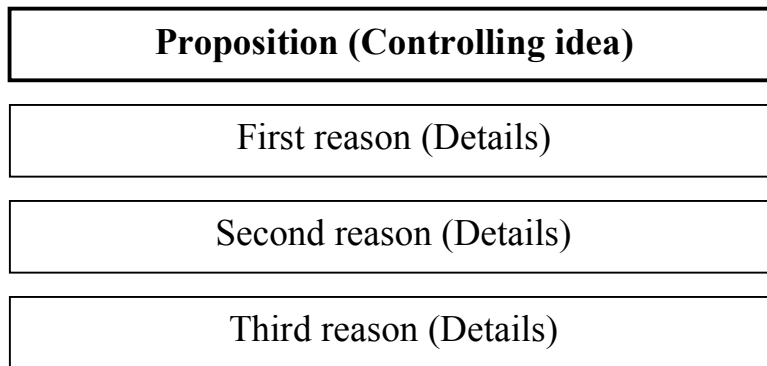
- **Concept/definition.** In this pattern, the information is organized around a word or phrase that represents a broad, generalized idea of a class or persons, places, things, events, descriptors (e.g. economics, culture, freedom). It gives that concept's characteristics or attributes, often with examples.
  - Controlling idea: *To the people of Cambodia, respect for factory workers represents many different ideas.*
  - A graphic organizer could be a web



- **Episode.** Here a large body of information about a specific event is organized. It includes such elements as time and place, people, specific sequence and the event's particular cause and effect.
  - Controlling idea: *The battle of Gettysburg was a significant event in US History*
  - A graphic organizer might look like this:



- **Proposition/support.** In this pattern information is organized by a general statement with supporting examples.
  - Controlling idea: *The US has a challenging role to play in the Middle East.*
  - A graphic organizer might look like this:



- **Process/Cause and Effect.** Information is organized into a series of steps leading to a specific event or outcome.
  - Controlling idea: *The Great Depression was caused by many economic factors.*
  - A graphic organizer might look like this:

